

Effects of formative and production pruning on fig growth, phenology, and production

Crecimiento, fenología y producción de higuera sometida a intervenciones de formación y poda productiva

Débora Macêdo Araújo da Silva ¹, Natanael Pereira da Silva Santos ¹,
Ennus E. de Sousa Araújo Santos ¹, Gustavo Alves Pereira ¹,
Gabriel Barbosa da Silva Júnior ², Jenilton Gomes da Cunha ^{1*}

Originales: *Recepción*: 04/04/2021 - *Aceptación*: 24/09/2021

ABSTRACT

Tree pruning influences the phenology of fruit species. The present study aimed to evaluate the growth and phenology of the fig cultivar 'Roxo de Valinhos' subjected to formative and production pruning in the semi-arid region of Piauí. A phenological analysis was performed after formative pruning in 27 fig plants based on the following periods: from formative pruning to the beginning of sprouting, at the beginning of harvest and at its end, and during harvest. Additionally, the variables of branch length, branch diameter, number of leaves, nodes, shoots, inflorescences, and secondary branches were also evaluated. The production pruning treatments (10, 20, and 30 cm) had nine replications each. The Generalized Linear Mixed Model used assumed as fixed factors the branch sizes at pruning (10, 20, and 30 cm), time after pruning (30, 60, 90, and 120 days), and the interaction between factors. The results revealed that figs were well adapted to the semi-arid region of Piauí and showed precocity at all phenological stages compared to those grown in temperate regions. With regard to production pruning, branch size as a function of time did not influence fig development.

Keywords

Ficus carica L. • formative pruning • production pruning • phenological stages • GLMM

1 Universidade Federal do Piauí. Departamento de Agronomia. BR 135, km 3. Planalto Horizonte. Bom Jesus - PI. Brasil. 64900-000. * jeniltongomes@hotmail.com
2 Universidade Federal do Piauí. Departamento de Fitotecnia. Campus Universitário SOCOPO s/n. Socopó. Teresina-PI. Brasil. 64049550.

RESUMEN

La fenología de las especies frutales está influenciada por la poda. En esta perspectiva, el presente estudio tuvo como objetivo evaluar el crecimiento y fenología de la higuera 'Roxo de Valinhos' sometida a intervenciones de formación y poda productiva en la región semiárida de Piauí. Luego de la poda formativa en 27 plantas de higuera, se realizó la evaluación fenológica en base a los períodos comprendidos entre: la poda y el inicio de la brotación; comienzo y final de la cosecha; y duración del período de cosecha. Adicionalmente, se evaluó la longitud, diámetro, número de hojas, número de nudos, número de brotes y número de inflorescencias. Para la poda de producción, las ramas se sometieron a tres tratamientos (10, 20 y 30 cm) con nueve réplicas cada una, evaluando las variables mencionados anteriormente. Para el análisis estadístico se utilizó el GLMM asumiendo como factores fijos el tamaño de la rama al momento de la poda (10, 20 y 30 cm); tiempo después de la poda (30, 60, 90 y 120 días) y la interacción entre factores. El cultivo de la higuera se adaptó a la Mesorregión de Gurgueia Medio Superior y mostró precocidad en todas las etapas fenológicas en relación con las plantas de higuera cultivadas en regiones templadas. En relación con la poda de producción en el cultivo de la higuera, el tamaño de la rama en función del tiempo no influye en el desarrollo del cultivo.

Palabras clave

Ficus carica L. • poda formativa • poda de producción • etapas fenológicas • GLMM

INTRODUCTION

Fruit phenology studies are abundant in the scientific literature (22). However, although tree pruning is a widespread practice performed by small and large producers to optimize plant growth, experiments on the ideal branch size for maximum plant development are still incipient, especially in fruit species, and the divergence of most authors (4, 5, 17) with regard to this parameter raises concerns about its actual influence on plant development.

The introduction of temperate species has contributed to diversifying fruit production. Figs stand out in this regard due to their edaphoclimatic adaptability, becoming a viable production alternative as verified by previous studies conducted in northeastern Brazil, especially in the state of Ceará, generating high yields under the climatic conditions of the Apodi Plateau region (9), highlighting the importance of studies on the growth and phenology of temperate crops and their adaptability to warmer conditions (19). From this perspective, pruning also plays an essential role in favoring fig development by improving the canopy structure, controlling fructification, maintaining vigor, and increasing production in new branches.

Pruning management in fruit species is essential for crop development as it may stimulate production and accelerate or anticipate harvest depending on the climatic conditions of the cultivation area (3, 6, 16). However, studies on the ideal pruning intensity of fig branches are still incipient, and this parameter is hypothesized to interfere with fig development and production.

Growth curves are used to analyze phenological data, and since variations may occur among the individuals of a population, it is possible to use a Generalized Linear Mixed Model (GLMM), allowing to include variance components due to non-observed effects, including random effects in the linear predictor, in addition to fixed effects. Introducing random effects in the linear predictor allows modeling the correlation structure of observations performed on the same individual (11). The GLMM aims to describe changes in the mean response of each individual and their relationships with the covariables.

From this perspective, this study aimed to evaluate the growth and phenology of the fig cultivar 'Roxo de Valinhos' subjected to formative and production pruning.

MATERIAL AND METHODS

Description of the study area

The study was performed from April 2018 to February 2019 in an orchard belonging to the Fruit Growing Study Group (FRUTAGRO) of the Federal University of Piauí (UFPI), Campus Professora Cinobelina Elvas (CPCE), in the municipality of Bom Jesus, Piauí, Brazil, 9°4'55" S and 44°19'39" W, at an elevation of 228 m above sea level. The experimental area, located in the semi-arid region of the state of Piauí, has a hot and humid climate with summer-autumn rainfall, with a rainy period from December to May and a dry period from June to November. The climate is classified as Awa according to the Köppen classification, with a mean annual temperature of 26.2°C and mean annual rainfall ranging from 900 to 1,200 mm year⁻¹ (15). Figure 1 shows the meteorological data during the experimental period.

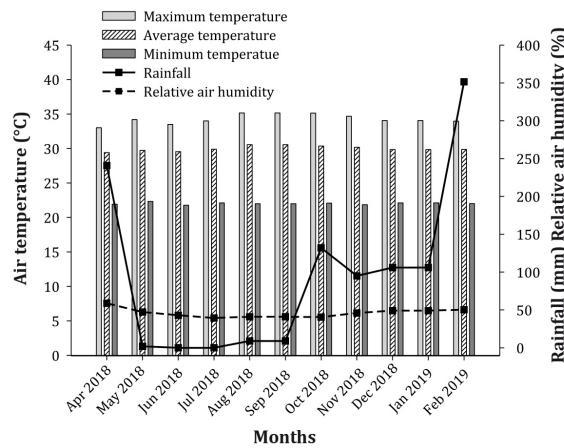


Figure 1. Air temperature (°C), rainfall (mm), and relative air humidity (%) during the experimental period (13).

Figura 1. Temperatura del aire (°C), precipitación (mm) y humedad relativa del aire (%) durante el experimento (13).

Conduction of the experiment

The area has a Dystrophic Yellow Latosol (Oxisol), corresponding to well-drained, slightly undulating, less fertile deep soils whose characteristics are shown in table 1 (soil analysis of the experimental area), determined according to Teixeira *et al.* (2017).

Table 1. Physical and chemical characteristics of the soil in the 0-20 cm layer.

Tabla 1. Características físicas y químicas del suelo a una profundidad de 0-20 cm.

pH	Organic matter	P	K ⁺	Ca ²⁺	Mg ²⁺	H+Al ³⁺
H ₂ O	g kg ⁻¹	mg dm ⁻³	-----cmolc.dm ⁻³ -----			
6.40	12.50	17.58	0.38	3.00	0.54	3.96
Cu	Fe	Mn	Zn	Clay	Silt	Sand
-----mg dm ⁻³ -----			-----g kg ⁻¹ -----			
1.12	58.90	18.19	1.46	266.00	31.00	703.00

Plant growth conditions

The fig plants were spaced at 2 m x 1.5 m. A drip irrigation system was adopted, with daily watering for two hours and one emitter per plant (flow rate of 40 L/h). Weed control was performed every 30 days using a hoe and a backpack brush cutter. Fertilization was split into three applications after soil analysis using ammonium sulfate (90 g per plant), single superphosphate (100 g per plant), and potassium chloride (120 g per plant).

Organic matter -
Walkley-Black method;
Soil Analysis Laboratory,
Campus Professora
Cinobelina Elvas - CPCE,
Bom Jesus, Piauí.
Materia orgánica -
Método Walkley-Black;
Laboratorio de análisis
de suelos, Campus
Professora Cinobelina
Elvas - CPCE, Bom Jesus,
Piauí.

In April 2018, formative pruning was performed in 27 fig plants at 50 cm from the ground to allow a single stem per plant. After emergence, the three shoots with the best conditions for canopy formation (vigor and healthiness) were chosen, while others were removed. Finally, one branch per plant was selected for phenological evaluation in the 27 plants of the fig cultivar 'Roxo de Valinhos.'

Phenological analysis was performed over 12 evaluations considering the following periods: from pruning to the beginning of sprouting, at the beginning of harvest and at its end, and during the harvest period. The beginning of sprouting was defined by the emergence of the first shoots; the beginning of harvest was determined by the onset of fruit ripening, with fruit color changing from green to purple; finally, the harvest period ended when most harvested fruits were abnormally colored (uneven and low-intensity purple color) and showed a fibrous pulp, considered unfit for fresh consumption (14).

The following variables were evaluated weekly starting from 30 days after formative pruning: branch length (cm), measured from the base of the branch to its apex with a millimeter ruler; branch diameter (cm), measured at the base of the branch with a portable digital caliper (150 mm, accurate to 0.01 mm); number of leaves per branch; number of nodes per branch; number of shoots per branch; and number of inflorescences per branch. In addition, the number of fruits on each branch was counted every seven days (evaluation days), from their formation until reaching 100% maturation. Harvest was halted when green and small fruits that would not resume ripening were observed.

Production pruning was performed in the 27 fig plants in September 2018. The process consisted of three pruning treatments (10, 20, and 30 cm) with nine replications each. The analyses performed during the present experimental stage were similar to those of the previous stage, but their frequency was fortnightly, not weekly, totaling eight evaluations.

Statistical analysis

The quantitative variables were evaluated using a generalized linear mixed model (GLMM). The model assumed that the response variables could be affected by the following fixed factors: branch size after pruning (10, 20, and 30 cm), time after pruning (30, 60, 90, and 120 days), and the interaction between these two factors (branch size X time after pruning). The effect on each plant was considered a random factor to model the correlation structure between observations of the same individual.

The generalized linear mixed model with a Poisson distribution was specified as follows:

$$Y_{ij}|b_i \sim \text{Poisson}(\mu_{ij}), \text{ with } \mu_{ij} > 0$$

$$b_i \sim N(0, \sigma_b^2)$$

$$E(Y_{ij}|b_i) = e^{\eta_{ij}} = \text{Var}(b_i) = \mu_{ij}$$

The relationship between the expectation and the linear predictor was given by the *log* link function

$$\eta_{ijk} = \log(\mu_{ijk}) = \beta_0 + \beta_1 * B_{1i} + \beta_2 * B_{2i} + \beta_3 * B_{3i} + \beta_4 * T_{1i} + \beta_5 * T_{2i} + \beta_5 * T_{3i} + \beta_6 * T_{4i} + b_i$$

The generalized linear mixed model with a normal distribution was specified as follows:

$$Y_{ij}|b_i \sim \text{Normal}(\mu_{ij}), \text{ with } \mu_{ij} = 0$$

$$b_i \sim N(0, \sigma^2)$$

$$E(Y_{ij}|b_i) = 0 \text{ and } \text{Var}(b_i) = 1$$

In this case, the relationship between expectation and linear predictor was given by an identity link function unlike the one previously described, in which Y_{ij} is the response variable (branch length, branch diameter, number of leaves, nodes, flowers, fruits, and shoots) of the i -th plant with branch size j in moment k , with $i = 1, \dots, 27, j = 10, 20, 30$, and

$k = 30, 60, 90, 120$; μ_{ij} is the mean number expected in plant i with branch size j and in moment k ; b_i is the random intercept, and σb is the estimate of variability of the response variable in plant i . It should be noted that branch length and diameter (measurable characteristics - continuous data) were evaluated by the normal model, while the other characteristics (counting characteristics - discrete data) followed the Poisson model.

All statistical procedures mentioned below are contained within the Statistical Analysis Systems software (*University Edition* version). Descriptive statistics of the data on the response variables were obtained by the MEANS procedure. These data were analyzed by considering a model of analysis of variance using the Normal and Poisson distributions with the GLIMMIX procedure, and the means were adjusted using the *lsmeans* command (*least-squares means*). Statistical significance was checked by the F-test, and the means were compared by the Tukey-Kramer test. In all analyses, significance was established at $p \leq 0.05$. Spearman's rank correlation coefficient was calculated using the CORR procedure. The SigmaPlot 11.0 software was used to generate the plots of the characteristics evaluated.

RESULTS AND DISCUSSION

Table 2. Phenology of the fig cultivar 'Roxo de Valinhos' subjected to formative pruning.

Tabla 2. Fenología del cultivar de higo 'Roxo de Valinhos' sometido a poda formativa.

Phenological Stages	Date (MM/DD/YY)	Number of Days	Days after pruning	Mean temperature (°C)	Maximum temperature (°C)
Formative pruning	04/07/2018	01	00	29.4	33.0
Beginning of sprouting	04/12/2018	04	05	29.4	33.0
Beginning of flowering	05/19/2018	27	32	29.71	34.19
Formation of the 1 st fruits	06/25/2018	37	42	29.54	33.49
Beginning of harvest	08/13/2018	50	92	30.55	35.15
End of harvest	08/30/2018	17	109	30.55	35.15
Total days of the cycle (pruning/fruit harvest)		109			

In general, the earlier the beginning of sprouting, the shorter it takes for flowering to occur (12). Although a typically temperate fruit species, figs have minimal low-temperature requirements and sprout almost immediately after leaf fall if the temperature remains high (8), as verified at the time of sprouting.

The phenology of fruit species is affected by temperature, and phenological stages such as sprouting, vegetative growth, and harvest can be anticipated at higher temperatures. Under these conditions, plants can absorb and transport nutrients more effectively, favoring their development and vigor.

When studying the fig cultivar 'Roxo de Valinhos' subjected to pruning in the region of Lavras, MG, at 28°C and relative humidity of 67%, Norberto *et al.* (2001) observed 162 days between pruning and harvest for plants pruned in July, whereas, in the present study, 109 days were observed for plants pruned in April. This result suggests that, under the semi-arid conditions of the state of Piauí, the high temperatures shortened the production cycle of the fig cultivar 'Roxo de Valinhos'.

The values found in the present study for the time between pruning and harvest are close to those found by Silva *et al.* (2017) when studying fig phenology and production at 27°C, relative humidity of 68.9%, and July pruning, obtaining 130 days for plants grown in the western region of Rio Grande do Norte.

The crop cycle variations observed may have been due to differences in temperature oscillation, as observed by Souza *et al.* (2009) when studying basal temperatures and the thermal sum of fig plants pruned at different times, resulting in 139 days from pruning to the beginning of harvest for plants pruned in August and grown at 36°C in Botucatu, São Paulo. These results corroborate the present findings as the fig cycle was shortened with the increase of temperature (figure 1, page 15).

Fig fructification requires full sunlight as vegetative buds are quickly differentiated into reproductive buds when temperature increases, increasing the demand for leaf carbohydrates produced by photosynthesis. From this perspective, the high rainfall in April, coinciding with pruning, stimulated the storage of water and nutrients, essential components for bud differentiation.

Plant phenology is dependent on water availability, as clearly observed in semi-arid regions, which alternate between dry and wet periods (19). In Brazil, especially in its northeastern semi-arid region, the conditions and phenological patterns of plants tend to follow the seasonal rainfall fluctuation, causing mild and short-term stresses that result in anticipated flowering and fructification, thus modifying the plant cycle (1).

Branch length, branch diameter, the number of leaves, nodes, and shoots showed a linear growth trend. Their values increased gradually as a function of the evaluation times, reaching the mean values of 31.26 cm per branch, 0.97 cm per branch, 17.56 leaves per branch, 14.24 nodes per branch, and 11.05 shoots per branch after 77 days, respectively (figure 2, page 19).

Branch length showed a nonlinear growth trend (figure 2A, page 19). This variable increased by 0.64 cm per day, reaching the final value of 1.15 cm per branch after 77 days. According to figure 2B (page 19), branch diameter reached its maximum growth rate after 63 days, corresponding to 32.61 mm. Considering the initial branch diameter, this variable increased by 17.88%.

High vegetative growth rates occur due to high temperatures after pruning (figure 1, page 15), resulting in competition between processes that demand photoassimilates, such as branch and shoot growth and fruit development.

The number of leaves also showed a nonlinear growth trend as evaluations succeeded, reaching 33.70 leaves per branch after 77 days (figure 2C, page 19). These values are higher than those reported by Silva *et al.* (2011) when studying fig growth under different conditions, obtaining the lowest and highest numbers of leaves per branch of 13.32 and 15.87, respectively.

Celedonio *et al.* (2013) analyzed three types of fig cultivation in Limoeiro do Norte, CE, and observed that plants grown in the field had 44 leaves per branch after 90 days. However, it should be noted that the climatic conditions of Limoeiro do Norte differ from those of the present study.

The number of leaves decreased in the period from 42 to 49 days after pruning (figure 2C, page 19), consequently affecting the number of nodes (figure 2D, page 19) and shoots (figure 2E, page 19) as these structures emerge from the leaf axil. This reduction may have been due to the high temperatures and low relative humidity of the region (figure 1, page 15), reducing plant metabolic activity for ± 2 months, as evidenced by leaf fall and the presence of fewer nodes and shoots.

With regard to the number of fruits per branch, despite the value of 0.67 for this parameter (figure 3, page 20), which is considered below-average compared to studies such as the one by Silva *et al.* (2017), it should be noted that the plants were still in early development. Moreover, the primary purpose of formative pruning is not to produce marketable fruits immediately but rather to develop good canopy architecture and vegetative vigor, stimulating nutrient uptake and storage for the reproductive period and preparing the plants for production pruning.

Vegetative development depends on the uptake and processing of essential materials for plant growth, such as water, energy, carbonic gas, and nutrients. This process implies changes in the internal relationships of the crop with the external environment and is directly associated with the cultivation area, rainfall, temperature, humidity, and severe stresses to which plants may be subjected, such as pruning (2).

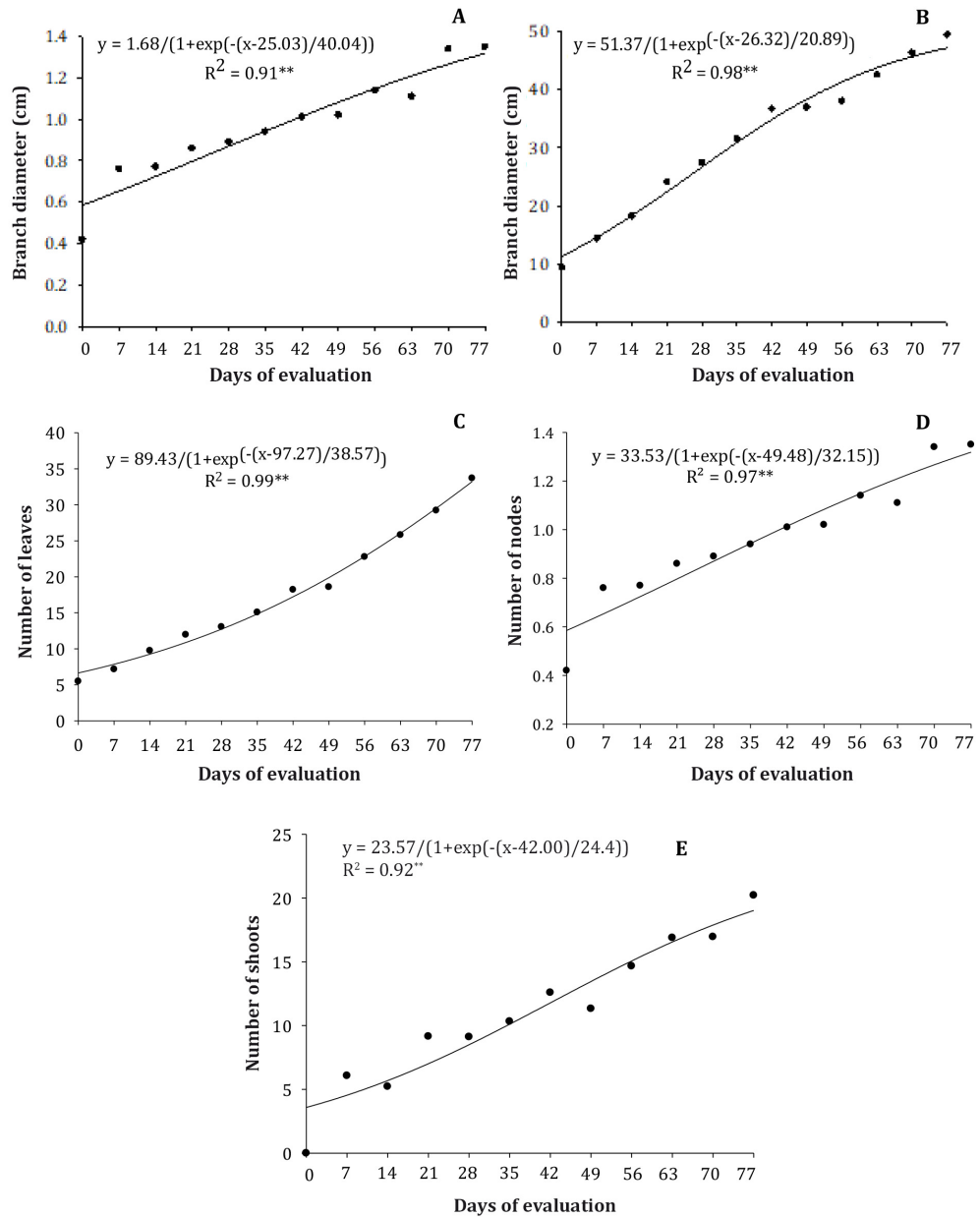


Figure 2. Phenology of the fig cultivar ‘Roxo de Valinhos’ subjected to formative pruning as a function of the number of days after pruning. Branch length (3A); Branch diameter (3B); Number of leaves (3C); Number of nodes (3D); Number of shoots (3E).

Figura 2. Fenología del cultivar de higo ‘Roxo de Valinhos’ sometido a poda formativa en función del número de días después de la poda. Longitud de la rama (3A); Diámetro de la rama (3B); Número de hojas (3C); Número de nodos (3D); Número de brotes (3E).

The fig plants showed uniformity and typical branch growth after production pruning, although with late sprouting and fruit formation compared to the period after formative pruning, with an average of 70 days. There was a 49-day period from fruit formation to the beginning of harvest, one day shorter to formative pruning, after which the fruits were fit for fresh consumption (table 3, page 20).

The high temperatures explain the late sprouting and fruit development observed, inducing physiological delay as the plants responded with slower growth regardless of branch size.

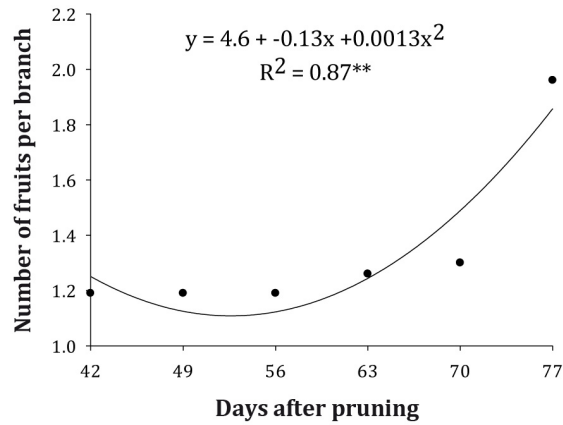


Figure 3. Number of fruits per branch in fig plants as a function of the number of days after pruning.

Figura 3. Número de frutos por rama en higueras en función del número de días después de la poda.

Table 3. Phenology of the fig cultivar ‘Roxo de Valinhos’ subjected to production pruning.

Tabla 3. Fenología del cultivar de higo ‘Roxo de Valinhos’ sometido a poda de producción.

Phenological Stages	Date (MM/DD/YY)	N° Days	Days after pruning	Mean temperature (°C)	Maximum temperature (°C)
Formative pruning	09/28/2018	01	00	30.55	35.15
Beginning of sprouting	10/02/2018	04	04	30.55	35.14
Beginning of flowering	12/18/2018	77	81	29.84	34.04
Formation of the 1 st fruits	12/22/2018	04	85	29.84	34.04
Beginning of harvest	02/09/2019	49	134	33.96	33.96
End of harvest	02/28/2019	19	153	33.96	33.96
Total days of the cycle (pruning/fruit harvest)		153			

Phenological studies conducted by Ferraz *et al.* (2017) with the fig cultivar ‘Roxo de Valinhos’ pruned at 20.3°C and relative humidity of 58.3% in the region of Botucatu, SP, showed that the period between pruning and sprouting was 13.69 days for plants pruned in August, while the period between the beginning of sprouting and the beginning of harvest was 155 days. These values are above those of the present study and highlight that the production cycle of the fig cultivar ‘Roxo de Valinhos’ was shortened due to the high temperatures of the semi-arid region of Piauí.

The ratio between the generalized chi-square statistics and its degrees of freedom is close to 1 (table 4, page 21). This indicates that data variability was adequately modeled and there was no residual overdispersion (variance higher than the mean).

No significant difference was observed ($p > 0.05$) for branch size and the branch size x day interaction with regard to the characteristics evaluated. However, there was a significant difference for the *day* factor (table 5, page 21). The variance component model was adopted to structure the residual (co)variance of measurement variations for each individual.

Table 4. Analysis of variance of the effects included in the model for the studied characteristics in fig plants.

Tabla 4. Análisis de varianza de los efectos incluidos en el modelo para las características estudiadas en plantas de higuera.

Characteristic	χ^2/DF	Effect	numerator DF	F	p-value
Branch Length	1.17	Branch size	2	0.49	0.6117
		Day	3	32.23	<.0001
		Branch size*day	6	0.17	0.9835
Branch Diameter	0.60	Branch size	2	0.23	0.7942
		Day	3	43.34	<.0001
		Branch size*day	6	0.08	0.9983
Number of Leaves	1.04	Branch size	2	0.22	0.8022
		Day	3	39.6	<.0001
		Branch size*day	6	0.3	0.9354
Number of Nodes	1.20	Branch size	2	0.14	0.8678
		Day	3	69.36	<.0001
		Branch size*day	6	0.04	0.9998
Number of Flowers	1.00	Branch size	2	1.11	0.3353
		Day	3	20.4	<.0001
		Branch size*day	6	0.82	0.5537
Number of Fruits	0.98	Branch size	2	0.37	0.6937
		Day	3	18.57	<.0001
		Branch size*day	6	0.37	0.8981
Number of Shoots	1.19	Branch size	2	0.03	0.9669
		Day	3	74.09	<.0001
		Branch size*day	6	0.10	0.9962

χ^2 - chi-square;
DF - degree of freedom.
 χ^2 - chi-cuadrado;
DF - grado de libertad.

Table 5. Adjusted means of fig characteristics as a function of the number of days after pruning.

Tabla 5. Medias ajustadas de las características del higo en función del número de días después de la poda.

Day	Branch Length	Branch Diameter	Number of Leaves	Number of Nodes	Number of Flowers	Number of Fruits	Number of Shoots
30	7.6019 d	0.5870 d	7.8800 c	5.7771 c	0.0000 b	0.0000 b	1.3302 c
60	23.4663 c	0.7804 c	15.0583 b	11.9244 b	0.0000 b	0.0000 b	10.3686 b
90	35.4181 b	1.1104 b	17.2563 a	17.4073 a	0.0374 b	0.0000 a	15.6216 a
120	41.1842 a	1.2389 a	18.5393 a	19.6576 a	0.7407 a	1.1481 a	14.9193 a

Means followed by different lowercase letters, per characteristic, differ from each other by the Tukey-Kramer test (p<0.05).

Medias seguidas de diferentes letras minúsculas, por característica, se diferencian entre sí por la prueba de Tukey-Kramer (p <0,05).

The Tukey-Kramer test highlighted that the number of days after pruning influenced plant development. This was expected as the longer the time, the more the crop develops. However, there was no significant difference in the number of leaves, nodes, and shoots from 90 to 120 days after pruning, implying that branch size reached a 'standard value' 90 days after pruning. In other words, the plants reached statistically similar measurements, growing and developing as if they had not been subject to production pruning.

In the present experience, the optimal climatic conditions for plant development should also be noted, with well-distributed rainfall, high temperatures, and high relative air humidity, promoting uniformity among plants even when subjected to the stress caused by production pruning.

Branch length showed a linear growth trend (figure 4A, page 22), with a constant daily increase of 0.34 cm. After 120 days, the mean growth rate was 0.99 cm per branch. On the other hand, figure 4B (page 22), shows that branch diameter reached its maximum growth rate of 32.61 mm after 60 days. Based on the initial branch diameter, this variable increased by 14.66%. Branch length and diameter showed linear growth trends, and their values increased gradually as a function of the evaluation times, reaching 41.18 cm per branch and 1.24 cm per branch, after 120 days. A similar situation occurred for the number of nodes (figure 4D, page 22) (19.66 nodes per branch).

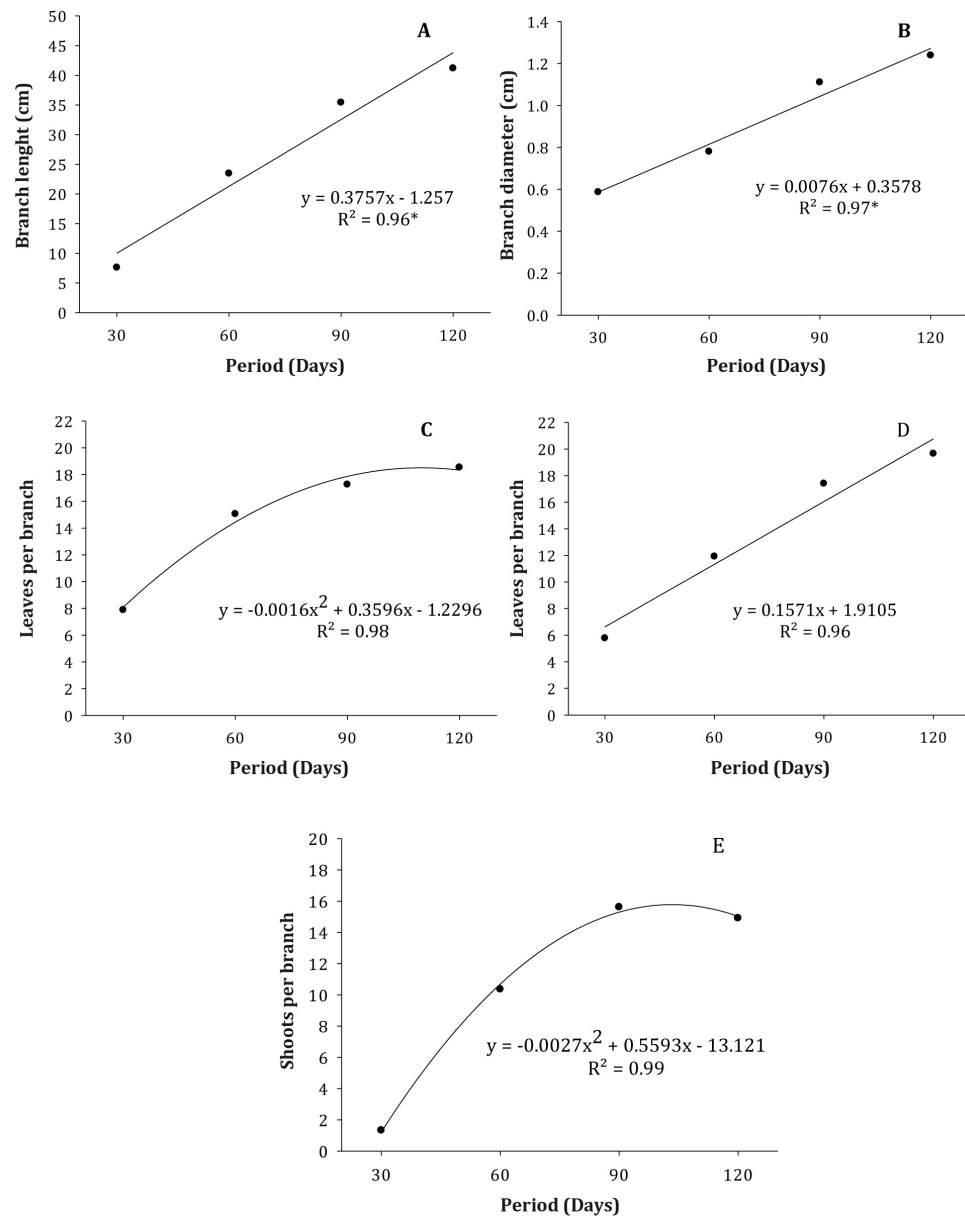


Figure 4. Phenology of the fig cultivar 'Roxo de Valinhos' under repeated measurements over time.

Figura 4. Fenología del cultivar de higo 'Roxo de Valinhos' en función de mediciones repetidas a lo largo del tiempo.

A positive response was verified for the number of leaves (figure 4C) and shoots (figure 4E), which showed quadratic growth curves. The measurements reached their maximum potential 90 days after production pruning, with 18.54 leaves per branch and 14.91 shoots per branch. These observations show that, in general, the responses of closer times in repeated measures experiments are more strongly correlated than those of more distant times. The low rainfall rates after pruning may have delayed fruit formation and contributed to the non-significance of the number of fruits observed in the present study, especially for the cultivar 'Roxo de Valinhos,' which fructifies well under ideal rainfall conditions. However, the results for the vegetative phase were promising.

Some of the characteristics evaluated were correlated, such as branch length with branch diameter and the number of nodes with the number of shoots (table 6, page 23). Vigorous fig branches develop both in length and diameter, supporting the leaves properly.

Table 6. Spearman's rank correlation coefficient for the studied characteristics in fig plants.**Tabla 6.** Coeficiente de correlación de rangos de Spearman para las características estudiadas en plantas de higuera.

	Branch Diameter	Number of Leaves	Number of Nodes	Number of Flowers	Number of Fruits	Number of Shoots
Branch Length	0.91 (p<.0001)	0.87 (p<.0001)	0.91 (p<.0001)	0.38 (p<.0001)	0.40 (p<.0001)	0.86 (p<.0001)
Branch Diameter	-	0.85 (p<.0001)	0.91 (p<.0001)	0.42 (p<.0001)	0.45 (p<.0001)	0.85 (p<.0001)
Number of Leaves	-	-	0.85 (p<.0001)	0.38 (p<.0001)	0.37 (p<.0001)	0.84 (p<.0001)
Number of Nodes	-	-	-	0.40 (p<.0001)	0.42 (p<.0001)	0.92 (p<.0001)
Number of Flowers	-	-	-	-	0.86 (p<.0001)	0.31 (0.0013)
Number of Fruits	-	-	-	-	-	0.28 (0.0038)

The correlation between the number of nodes and the number of shoots was high as nodes are necessary for shoot emergence. However, in cases of very severe pruning, shoots may emerge in random spots of the plant, which did not occur in the present study.

CONCLUSION

The fig cultivar 'Roxo de Valinhos' was well adapted to the semi-arid region of Piauí and showed precocity at all phenological stages compared to fig plants cultivated in temperate regions.

With regard to production pruning, branch size as a function of time did not influence fig development according to the characteristics evaluated.

REFERENCES

- Bergamaschi, H. O clima como fator determinante da fenologia das plantas. 2007. In: Rego C. M., Negrelle R. R. B, Morelato L. P. C. (Eds.). Fenologia: ferramenta para conservação, melhoramento e manejo de recursos vegetais arbóreos. Colombo: Embrapa Florestas. Brasil. 291-310.
- Celedonio, C. A.; Medeiros, J. F.; Silva, F. L.; Saraiva, K. R.; Albuquerque, A. H. P. 2013. Crescimento da figueira em três ambientes de cultivo, sob aplicação de biofertilizante bovino via fertirrigação. Revista Brasileira de Agricultura Irrigada. 6: 358-370. <https://doi.org/10.7127/rbai.v7n600195>
- Chalfun, N. N. J.; Pasqual, M.; Hoffmann, A. 1998. Fruticultura comercial: frutíferas de clima temperado. Lavras. Ed. UFLA/FAEPE. 304 p.
- Chalfun, N. N. J.; Pio, R. 2002. Aquisição e plantio de mudas frutíferas. UFLA. Lavras. Brasil. 19 p. (Boletim técnico 113).
- Dalastra, I. M.; Pio, R.; Campagnolo, M. A.; Dalastra, G. M.; Chagas, E.; Guimarães, V. F. 2009. Épocas de poda na produção de figos verde 'Roxo de Valinhos' em sistema orgânico na região Oeste do Paraná. Revista Brasileira de Fruticultura. 2: 447-453. <https://doi.org/10.1590/S0100-29452009000200019>
- Evangelista, T. Y. L.; Miranda, A. C.; Monte Junior, F. A. C.; Cavalcante, E. S.; Aguiar, C. D.; Pereira, G. A. 2019. Phenology and vegetative growth of the fig tree cv "Roxo de Valinhos" under a drastic pruning system. Emirates Journal of Food and Agriculture. 31: 426-431.
- Ferraz, R. A. 2017. Propagação e desempenho agrônomico de variedades de figueira (*Ficus carica* L.) com potencial de cultivo. Tese Ph. D. Universidade Estadual Paulista (UNESP). Brasil. 99 p.

8. Figueiredo, A. L. 2017. Desempenho agrônomico de cultivares de figueira visando à produção de figos verdes em regiões de clima subtropical. Dissertação. Universidade Federal de Lavras (UFLA). Brasil. 34 p.
9. Freitas, A. R.; Presotti, C. V.; Toral, F. L. B. 2005. Alternativas de análises em dados de medidas repetidas em bovino de corte. *Revista Brasileira de Zootecnia*. 6: 2233-2244. <https://doi.org/10.1590/S1516-35982005000700010>
10. Freitas, R. N. S.; Souza, P. A.; Silva, M. E. T.; Silva, F. L.; Maracajá, P. B. 2015. Caracterização pós-colheita de figos (*Ficus carica* L.) produzidos sob diferentes condições de cultivo na Chapada do Apodi-CE. *Revista Verde de Agroecologia e Desenvolvimento Sustentável*. 1: 43-46.
11. Galdino, M. V. 2015. Modelos lineares generalizados mistos e equações de estimação generalizadas para dados binários aplicados em anestesiologia veterinária. Dissertação. Universidade Estadual Paulista Júlio de Mesquita Filho. Brasil. 65 p.
12. Hojo, R. H.; Chalfun, N. N. J.; Hojo, E. T. D.; Souza, H. Á.; Paglis, C. M.; José, A. R. S. 2007. Caracterização fenológica da goiabeira 'Pedro Sato' sob diferentes épocas de poda. *Revista Brasileira de Fruticultura*. 1: 020-024. <http://dx.doi.org/10.1590/S0100-29452007000100007>
13. INMET. Instituto Nacional de Meteorologia. 2019. <http://www.inmet.gov.br/portal/index.php?r=bdmep/bdmep>. (Accessed jule 2019).
14. Lajús, C. R. 2004. Desenvolvimento e produção da figueira cv. Roxo de Valinhos em ambiente protegido, submetida a diferentes épocas de poda e condução. Universidade de Passo Fundo. Brasil. 146 p.
15. Medeiros, R. M.; Silva, V. M. A.; Melo, V. S.; Menezes, H. E. A. 2016. Diagnóstico e tendência da precipitação pluvial em Bom Jesus, Piauí, Brasil. *Revista Verde de Agroecologia e Desenvolvimento Sustentável*. 11: 115-121.
16. Moura, E. A.; Andrade, A. D.; Mendonça, V.; Melo, M. F.; Mendonça, L. F.; Oliveira, L. M.; Alves, A. A.; Farias, W. C.; Figueiredo, F. R. A.; Irineu, T. H. S. 2020. Phenological characterisation, thermal requirement and production in the selection of pitanga genotypes in semiarid conditions. *Annals of Applied Biology*. 177: 16-25. <https://doi.org/10.1111/aab.12597>
17. Nienow, A. A.; Chaves, A.; Lajús, C. R.; Calvete, E. O. 2006. Produção da figueira em ambiente protegido submetida a diferentes épocas de poda e número de ramos. *Revista Brasileira de Fruticultura*. 3: 421-424. <http://dx.doi.org/10.1590/S0100-29452006000300018>
18. Norberto, P. M.; Chalfun, N. N. J.; Pasqual, M.; Veiga, R. D.; Mota, J. H. 2001. Efeito de época de poda, cianamida hidrogenada e irrigação na produção antecipada de figos verdes. *Pesquisa Agropecuária Brasileira*. 11: 1363-1369. <http://dx.doi.org/10.1590/S0100-204X2001001100006>
19. Silva, F. S. O.; Pereira, E. C.; Mendonça, V.; Silva, R. M.; Alves, A. A. 2017. Phenology and yield of the 'Roxo De Valinhos' fig cultivar in Western Potiguar. *Revista Caatinga*. 3: 802-810. <https://doi.org/10.1590/1983-21252017v30n329rc>
20. Souza, A. P.; Silva, A. C.; Leonel, S.; Escobedos, J. F. 2009. Basal temperatures and thermal sum for the fig tree pruned at different times. *Revista Brasileira de Fruticultura*. 31: 314-322. <http://dx.doi.org/10.1590/S0100-29452009000200005>
21. Teixeira, P. C.; Donagemma, G. K.; Fontana, A.; Teixeira, W. G. 2017. Manual de métodos de análise de solo. Embrapa, Rio de Janeiro. Brasil. 573 p.
22. Trong, L. V.; Khanh, N. N.; Huyen, L. T.; Hien, V. T. T.; Lam, L. T. 2021. Changes in physiological and biochemical parameters during the growth and development of guava fruit (*Psidium guajava*) grown in Vietnam. *Revista de la Facultad de Ciencias Agrarias*. Universidad Nacional de Cuyo. Mendoza. Argentina. 53(2): 82-90. <https://doi.org/10.48162/rev.39.042>

ACKNOWLEDGMENTS

The authors thank the Research Support Foundation of the State of Piauí (FAPEPI) for the financial support.